

ROADS OR LOADS MUST NEVER STOP YOU

T B B P A I R
C A T A L O G U E
2 0 2 1 - 2 2





Construction
Material



Agriculture
Produce



Liquid/Gas
Transportation



ODC



Market Load



Ores/Mineral



Perishable
Goods



Industrial
Goods



Vehicle Carrier




Tractor Trolley



Municipal


Construction Material

BRICKS



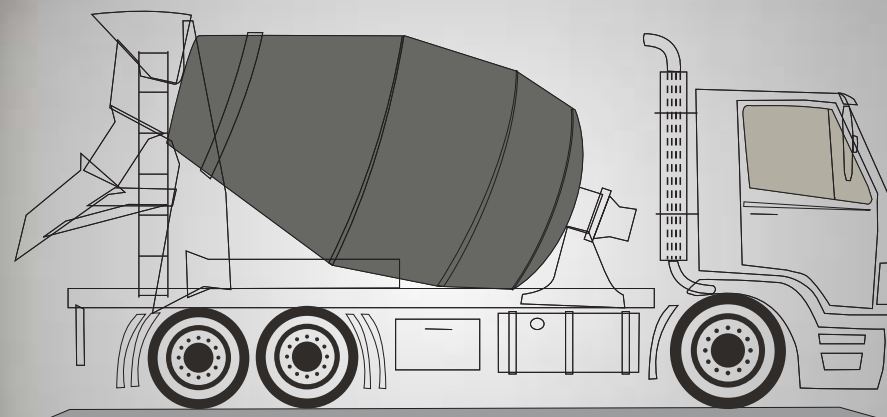
XLM & JET R MILES

BITUMEN



JET XTRA LOAD &
JET R MILES

READY MIX
CONCRETE



JET XTRA LOAD &
JET R MILES

SAND/GRAVEL



JET XTRA LOAD &
JET R MILES

CEMENT BAG



XLM & JET R MILES

FLY ASH


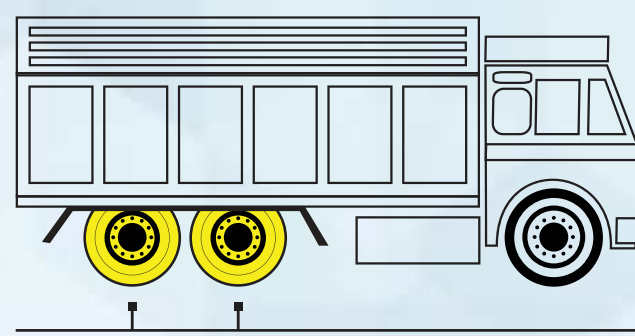


XLM & JET R MILES



JET XTRA XLM

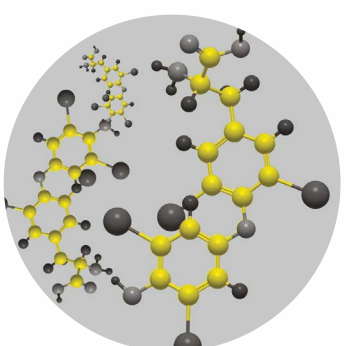
Drive & Dummy Axle



Watch
Video

Download
Spec Sheet

FEATURES & BENEFITS



Enhanced tyre life
with advanced
Tread compound




High Load carrying
capacity with Strong
casing and bead design

SIZES AVAILABLE

- » 8.25-20 (16PR)
- » 10.00-20 (16PR)
- » 11.00-20 (16PR)
- » 9.00-20 (16PR)
- » 295/95D20

STEER AXLE



BRICKS
JET R MILES



FLY ASH
JET R MILES


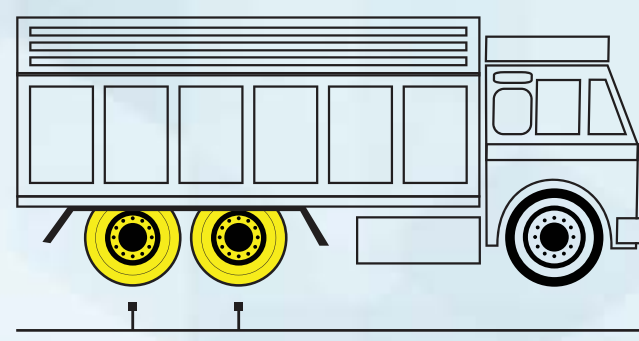


CEMENT
JET R MILES



JET XTRA LOAD

Drive & Dummy Axle



Download
Spec Sheet

FEATURES & BENEFITS



High Load carrying capacity with heavy duty nylon casing



Smooth and even tread wear with wider tread for better load distribution

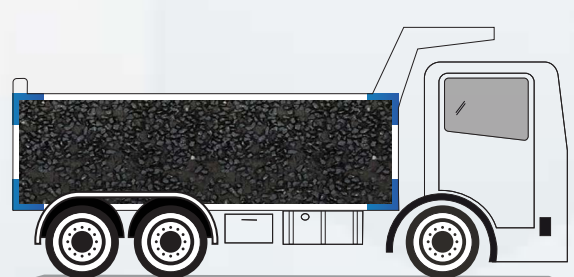
SIZES AVAILABLE

» 8.25-20 (16PR)

» 10.00-20 (18PR)


» 11.00-20 (18PR)

STEER AXLE



BITUMEN

JET R MILES (18PR)



**READY MIX
CONCRETE**

JET R MILES (18PR)





SAND/GRAVEL

JET R MILES (18PR)



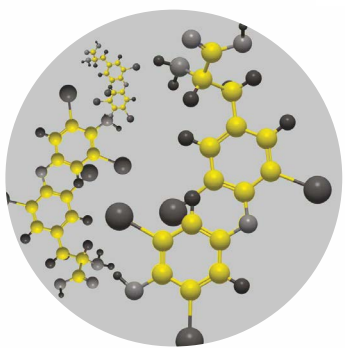
JET R MILES

Steer Axle



Download
Spec Sheet

FEATURES & BENEFITS



Longer tyre life with cooler running tread compound




Multiple retreads with unique casing design

SIZES AVAILABLE

- » 8.25-20 (16PR)
- » 10.00-20 (16PR)
- » 11.00-20 (16PR)
- » 9.00-20 (16PR)
- » 295/95D20

DRIVE AXLE



BRICKS
XLM



FLY ASH
XLM





CEMENT
XLM






JET R MILES

Steer Axle



Download
Spec Sheet

FEATURES & BENEFITS



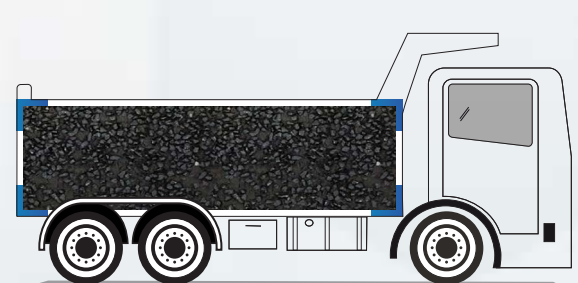
High Load carrying capacity with 18PR nylon casing




Longer tyre life with special tread design

SIZES AVAILABLE » 10.00-20 (18PR) » 11.00-20 (18PR)

DRIVE AXLE



BITUMEN
JET XTRA LOAD



**READY MIX
CONCRETE**
JET XTRA LOAD



SAND/GRAVEL
JET XTRA LOAD



Agriculture Produce

FOOD GRAINS


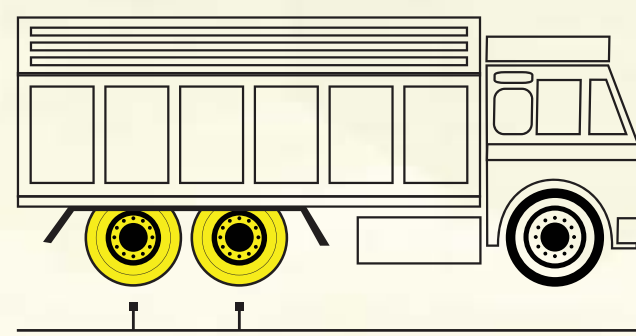


XLM & JET R MILES



JET XTRA XLM

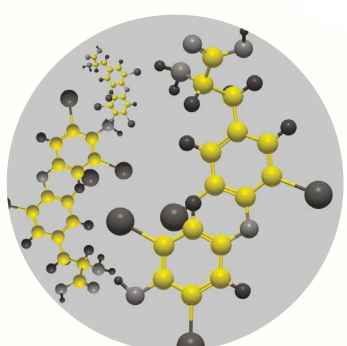
Drive & Dummy Axle



Watch
Video

Download
Spec Sheet

► FEATURES & BENEFITS



Enhanced tyre life
with advanced
Tread compound



High Load carrying
capacity with Strong
casing and bead design

► SIZES AVAILABLE

- » 8.25-20 (16PR)
- » 10.00-20 (16PR)
- » 11.00-20 (16PR)
- » 9.00-20 (16PR)
- » 295/95D20

► STEER AXLE





FOOD GRAINS





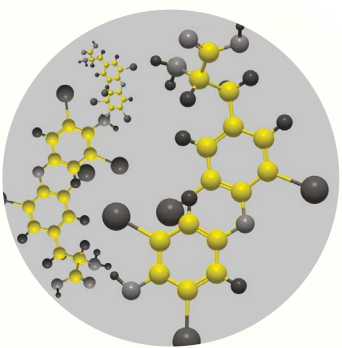
JET R MILES

Steer Axle



Download
Spec Sheet

► FEATURES & BENEFITS



Longer tyre life with
cooler running
tread compound



Multiple retreads with
unique casing design

► SIZES AVAILABLE

- » 8.25-20 (16PR)
- » 10.00-20 (16PR)
- » 11.00-20 (16PR)
- » 9.00-20 (16PR)
- » 295/95D20

► DRIVE AXLE



FOOD GRAINS
XLM

Liquid / Gas Transportation

INDUSTRIAL CHEMICALS/
PETROLEUM PRODUCTS



JET L MILES &
JET R XTRA MILES

MILK



JET L MILES &
JET R MILES

LPG/CNG CYLINDER

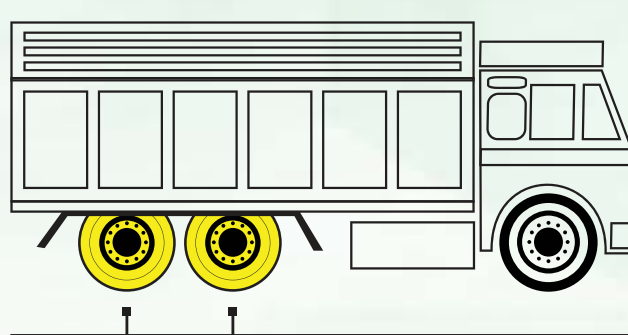


JET L MILES &
JET R XTRA MILES



JET L MILES

Drive & Dummy Axle



Download
Spec Sheet

► FEATURES & BENEFITS



Longer tyre life with
high tread depth



Even tyre wear with
special twin lug design

► SIZES AVAILABLE » 8.25-20 (16PR) » 10.00-20 (16PR)

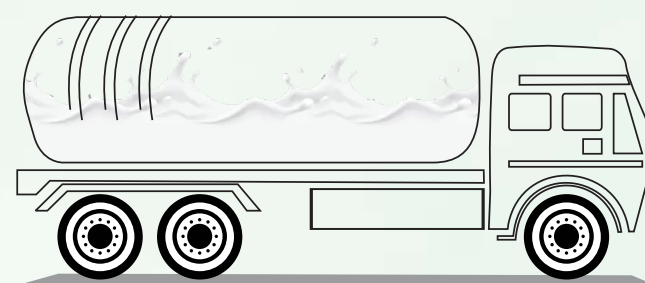
► STEER AXLE



PETROCHEMICALS
JET R XTRA MILES



LPG CYLINDER
JET R XTRA MILES




MILK
JET R MILES





JET R XTRA MILES

Steer Axle



Download
Spec Sheet

► FEATURES & BENEFITS



Premium tyre mileage
with high tread depth



Excellent Retreadability
with unique tread
design for smooth wear

► SIZES AVAILABLE

- » 8.25-20 (16PR)
- » 9.00-20 (16PR)
- » 10.00-20 (16PR)
- » 11.00-20 (16PR)

► DRIVE AXLE



PETROCHEMICALS
JET L MILES





LPG CYLINDER
JET L MILES





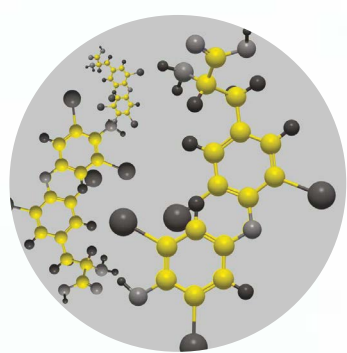
JET R MILES

Steer Axle



Download
Spec Sheet

► FEATURES & BENEFITS



Longer tyre life with cooler running tread compound




Multiple retreads with unique casing design

► SIZES AVAILABLE

- » 8.25-20 (16PR)
- » 10.00-20 (16PR)
- » 11.00-20 (16PR)
- » 9.00-20 (16PR)
- » 295/95D20

► DRIVE AXLE




MILK
JET L MILES



Market Load

MIXED LOAD/
MARKET LOAD

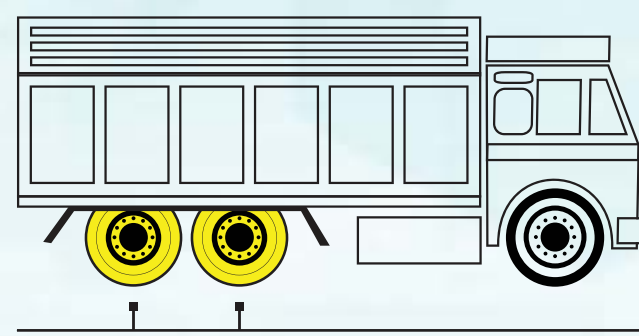


XLM & JET R MILES



JET XTRA XLM

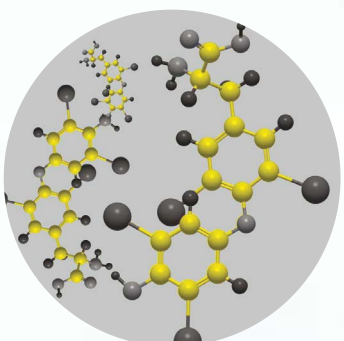
Drive & Dummy Axle



Watch
Video

Download
Spec Sheet

► FEATURES & BENEFITS



Enhanced tyre life
with advanced
Tread compound

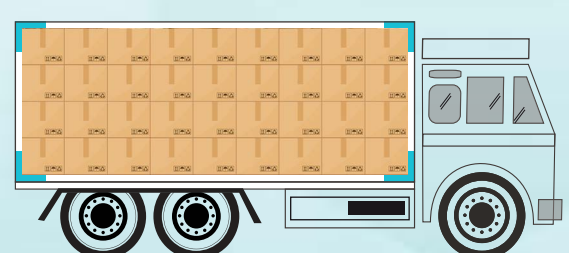


High Load carrying
capacity with Strong
casing and bead design

► SIZES AVAILABLE

- » 8.25-20 (16PR)
- » 10.00-20 (16PR)
- » 11.00-20 (16PR)
- » 9.00-20 (16PR)
- » 295/95D20

► STEER AXLE





**MIXED LOAD/
MARKET LOAD**
JET R MILES



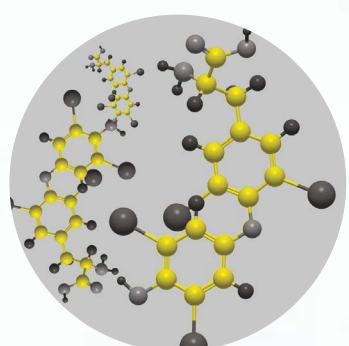
JET R MILES

Steer Axle



Download
Spec Sheet

► FEATURES & BENEFITS



Longer tyre life with
cooler running
tread compound

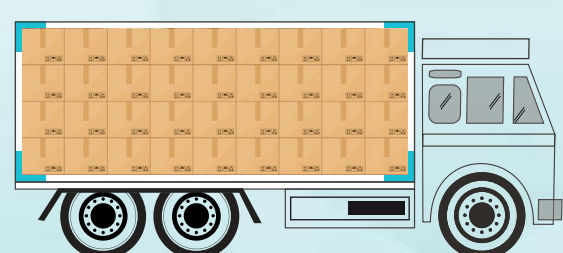


Multiple retreads with
unique casing design

► SIZES AVAILABLE

- » 8.25-20 (16PR)
- » 10.00-20 (16PR)
- » 11.00-20 (16PR)
- » 9.00-20 (16PR)
- » 295/95D20

► DRIVE AXLE



**MIXED LOAD/
MARKET LOAD**
XLM



O D C

LOW BED TRAILER
(WIND MILL, BOILERS ETC)



JET R MILES, JET KING &
HI-WAY KING



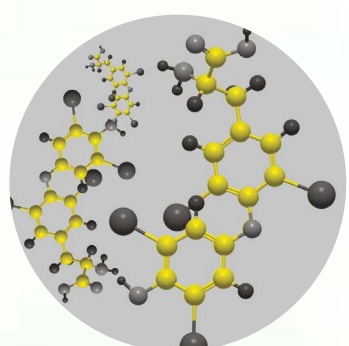
JET R MILES

Trailer Axle



Download
Spec Sheet

► FEATURES & BENEFITS




Longer tyre life with cooler running tread compound



Multiple retreads with unique casing design


► SIZES AVAILABLE » 7.50-20 (12PR)

► DRIVE AXLE



ODC
JET KING

► STEER AXLE



ODC
HI-WAY KING



HI-WAY KING

Steer Axle



Download
Spec Sheet

► FEATURES & BENEFITS




Longer tyre Life
with wide and flat
tread design



Even and smooth
tread wear with wide
shoulder groove
and center rib


► SIZES AVAILABLE » 12.00-20 (18PR)

► DRIVE AXLE



ODC
JET KING

► TRAILER AXLE

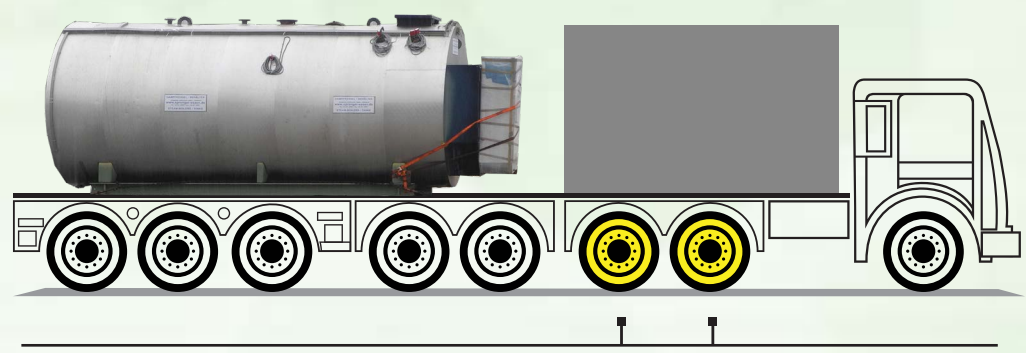


ODC
JET R MILES




JET KING

Drive & Dummy Axle

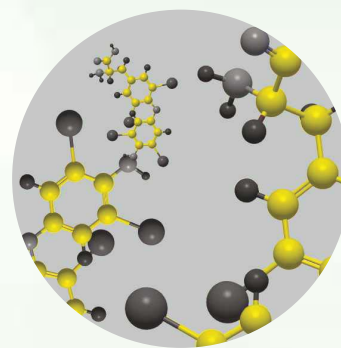


Download
Spec Sheet

► FEATURES & BENEFITS




High Load carrying capacity with superior casing strength



Excellent Mileage with special tread compound


► SIZES AVAILABLE » 12.00-20 (18PR)

► STEER AXLE



ODC
HI-WAY KING

► TRAILER AXLE



ODC
JET R MILES

Ores / Mineral Transportation

COAL/IRON ORE/
LIMESTONE



JET ROCK XTRA &
JET TUFF DX

MARBLE/
GRANITE



JET XTRA LOAD &
JET R MILES




Home



JET ROCK XTRA

Drive & Dummy Axle

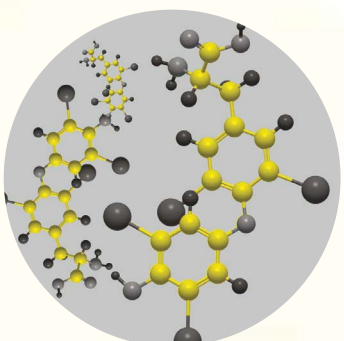


3D


SP

Download
Spec Sheet

► FEATURES & BENEFITS



Excellent tyre life with
Cut and chip resistant
tread compound



Carries load effortlessly
with high strength
fabric casing

► SIZES AVAILABLE

» 9.00-20 (16PR)

» 10.00-20 (18PR)

» 11.00-20 (18PR)

► STEER AXLE



**COAL/IRON ORE/
LIMESTONE**
JET TUFF DX




Home



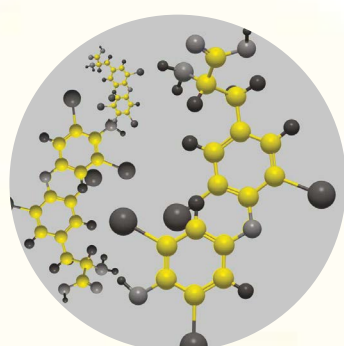
JET TUFF DX

Steer Axle




Download
Spec Sheet

FEATURES & BENEFITS



Excellent tyre life
with cut resistant
tread compound



High Load carrying
capacity with superior
casing strength

SIZES AVAILABLE » 10.00-20 (16PR)

DRIVE AXLE



**COAL/IRON ORE/
LIMESTONE**
JET ROCK XTRA




Home



JET XTRA LOAD

Drive & Dummy Axle




3D

SP

Download
Spec Sheet

► FEATURES & BENEFITS



High Load carrying capacity with heavy duty nylon casing



Smooth and even tread wear with wider tread for better load distribution

► SIZES AVAILABLE

» 8.25-20 (16PR)

» 10.00-20 (18PR)

» 11.00-20 (18PR)

► STEER AXLE



MARBLE/GRANITE

JET R MILES (18PR)




Home




JET R MILES

Steer Axle



Download
Spec Sheet

► FEATURES & BENEFITS



High Load carrying capacity with 18PR nylon casing



Longer tyre life with special tread design

► **SIZES AVAILABLE** » 10.00-20 (18PR) » 11.00-20 (18PR)

► DRIVE AXLE



MARBLE/GRAVITE
JET XTRA LOAD

P a r c e l / F M C G / F M C D /
P e r i s h a b l e / P o r t

CONSUMER DURABLES




JET L MILES &
JET R XTRA MILES

FMCG



JET L MILES &
JET R XTRA MILES

PARCEL & COURIER



JET L MILES &
JET R XTRA MILES

FISH/POULTRY



JET L MILES &
JET R MILES

VEGETABLES/FRUITS



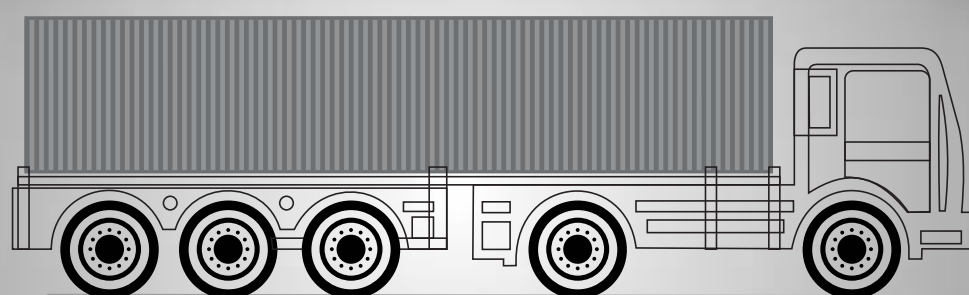
XLM & JET R MILES

REFRIGERATED ITEMS
(DAIRY, PHARMA ETC)



XLM & JET R MILES

ISO CONTAINER



XLM & JET R MILES




Home



JET L MILES

Drive & Dummy Axle



Download
Spec Sheet

FEATURES & BENEFITS



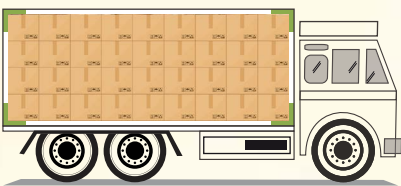
Longer tyre life with
high tread depth



Even tyre wear with
special twin lug design

SIZES AVAILABLE » 8.25-20 (16PR) » 10.00-20 (16PR)

STEER AXLE



**CONSUMER
DURABLES**
JET R XTRA MILES

FMCG
JET R XTRA MILES

**PARCEL &
COURIER**
JET R XTRA MILES

**FISH/
POULTRY**
JET R MILES




Home



JET R XTRA MILES

Steer Axle



3D

SP

Download
Spec Sheet

FEATURES & BENEFITS



Premium tyre mileage
with high tread depth



Excellent Retreadability
with unique tread
design for smooth wear

SIZES AVAILABLE

- » 8.25-20 (16PR)
- » 9.00-20 (16PR)
- » 10.00-20 (16PR)
- » 11.00-20 (16PR)

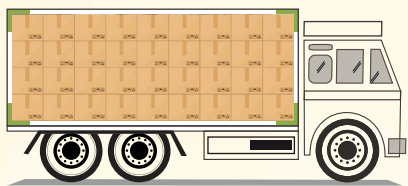
DRIVE AXLE



CONSUMER
DURABLES
JET L MILES



FMCG
JET L MILES



PARCEL &
COURIER
JET L MILES




Home



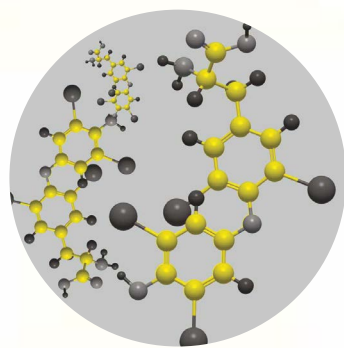
JET R MILES

Steer Axle

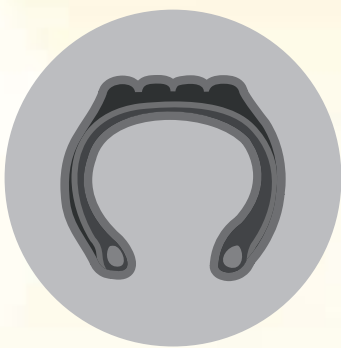


Download
Spec Sheet

FEATURES & BENEFITS



Longer tyre life with cooler running tread compound



Multiple retreads with unique casing design

SIZES AVAILABLE

- » 8.25-20 (16PR)
- » 9.00-20 (16PR)
- » 10.00-20 (16PR)
- » 295/95D20
- » 11.00-20 (16PR)


DRIVE AXLE



FISH/
POULTRY
JET L MILES



REFRIGERATED
ITEMS
XLM



VEGETABLES/
FRUITS
XLM




Home



JET XTRA XLM

Drive & Dummy Axle



3D

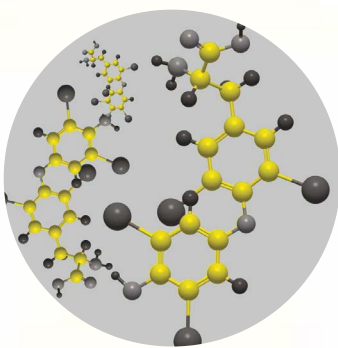
AV

SP

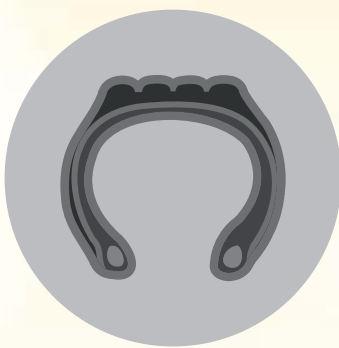
Watch Video

Download Spec Sheet

FEATURES & BENEFITS



Enhanced tyre life with advanced Tread compound



High Load carrying capacity with Strong casing and bead design


SIZES AVAILABLE

- » 8.25-20 (16PR)
- » 9.00-20 (16PR)
- » 10.00-20 (16PR)
- » 295/95D20
- » 11.00-20 (16PR)

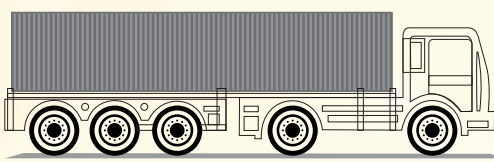
STEER AXLE



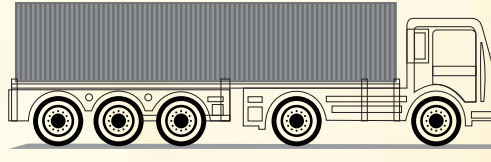
REFRIGERATED ITEMS
JET R MILES



VEGETABLES/ FRUITS
JET R MILES



ISO CONTAINER
JET R MILES



ISO CONTAINER
JET R MILES

TRAILER AXLE

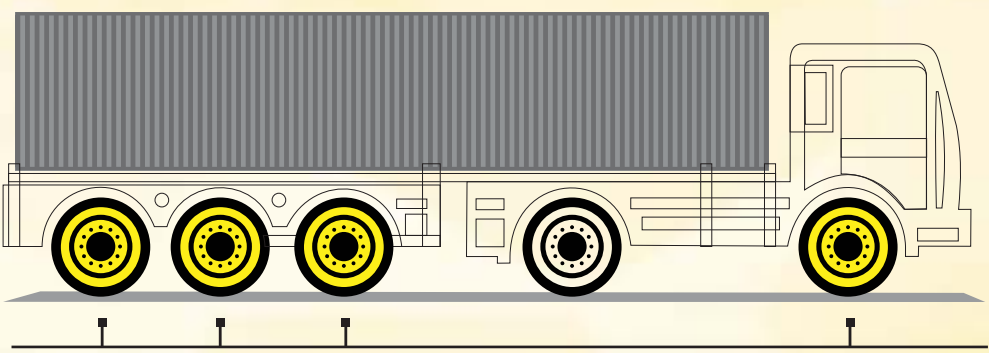


Home



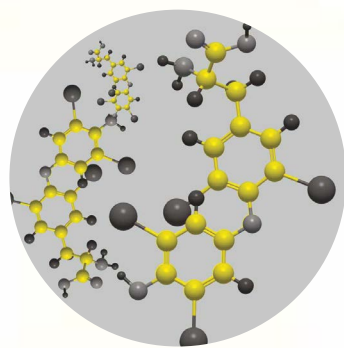
JET R MILES

Steer/Trailer Axle



Download
Spec Sheet

FEATURES & BENEFITS



Longer tyre life with cooler running tread compound

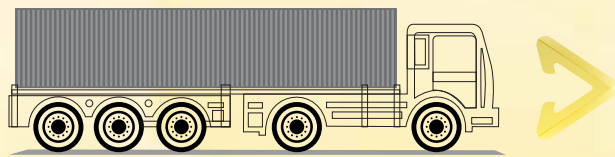


Multiple retreads with unique casing design

SIZES AVAILABLE

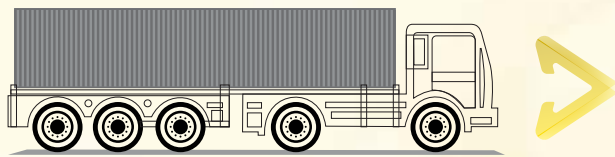
- » 8.25-20 (16PR)
- » 9.00-20 (16PR)
- » 10.00-20 (16PR)
- » 295/95D20
- » 11.00-20 (16PR)

DRIVE AXLE



ISO
CONTAINER
XLM


STEER AXLE



ISO
CONTAINER
JET R MILES

Steel / Industrial Goods / Auto Ancillaries

TYRE/LUBES/PAINT/
AUTO ANCILLARIES



XLM & JET R MILES

STEEL COILS/
PIPES/RODS



XLM & JET R MILES

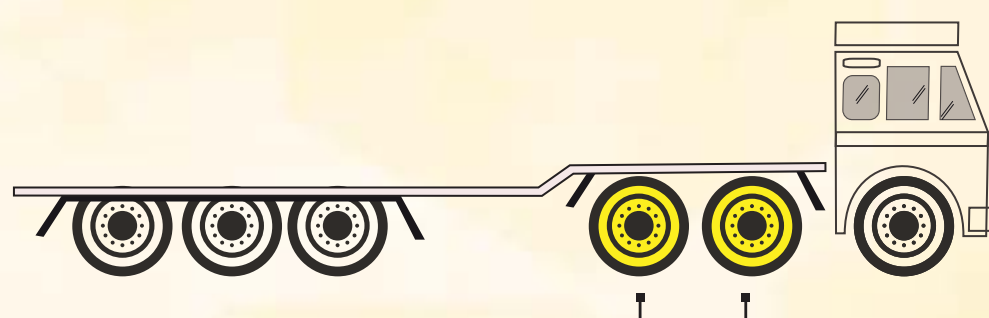


Home



JET XTRA XLM

Drive & Dummy Axle



3D

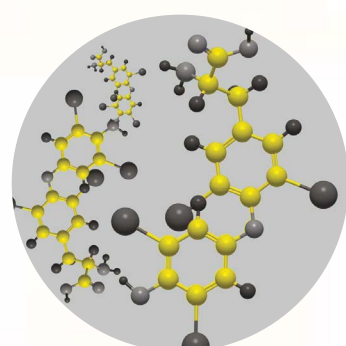
AV

SP

Watch
Video

Download
Spec Sheet

FEATURES & BENEFITS



Enhanced tyre life
with advanced
Tread compound



High Load carrying
capacity with Strong
casing and bead design


SIZES AVAILABLE

- » 8.25-20 (16PR)
- » 10.00-20 (16PR)
- » 11.00-20 (16PR)
- » 9.00-20 (16PR)
- » 295/95D20

STEER AXLE

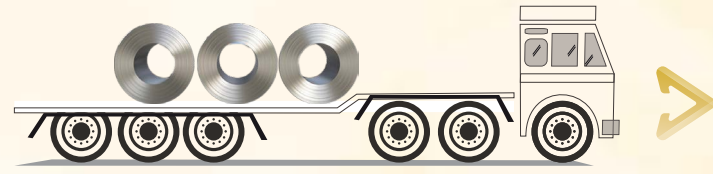


**TYRE/LUBES/PAINT/
AUTO ANCILLARIES**
JET R MILES



**STEEL COILS/
PIPES/RODS**
JET R MILES

TRAILER AXLE



**STEEL COILS/
PIPES/RODS**
JET R MILES




Home



JET R MILES

Steer Axle

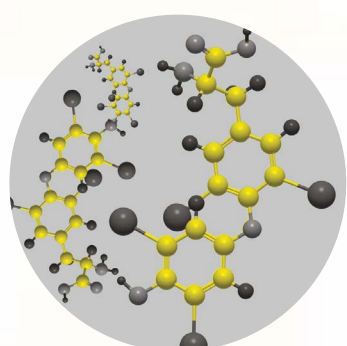


3D


SP

Download
Spec Sheet

► FEATURES & BENEFITS



Longer tyre life with cooler running tread compound



Multiple retreads with unique casing design

► SIZES AVAILABLE

- » 8.25-20 (16PR)
- » 10.00-20 (16PR)
- » 11.00-20 (16PR)
- » 9.00-20 (16PR)
- » 295/95D20

► DRIVE AXLE



**TYRE/LUBES/PAINT/
AUTO ANCILLARIES**

JET XTRA XLM




Home



JET R MILES

Steer/Trailer Axle

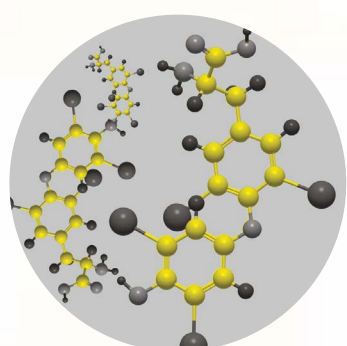


3D

SP

Download
Spec Sheet

FEATURES & BENEFITS



Longer tyre life with cooler running tread compound




Multiple retreads with unique casing design

SIZES AVAILABLE


- » 8.25-20 (16PR)
- » 10.00-20 (16PR)
- » 11.00-20 (16PR)
- » 9.00-20 (16PR)
- » 295/95D20

DRIVE AXLE



**STEEL COILS/
PIPES/RODS**
JET XTRA XLM


STEER AXLE



**STEEL COILS/
PIPES/RODS**
JET R MILES

Vehicle Carrier

Vehicle Carrier
(2W, Car)



JET L MILES &
JET R XTRA MILES

Vehicle Carrier
(CV, Tractor)

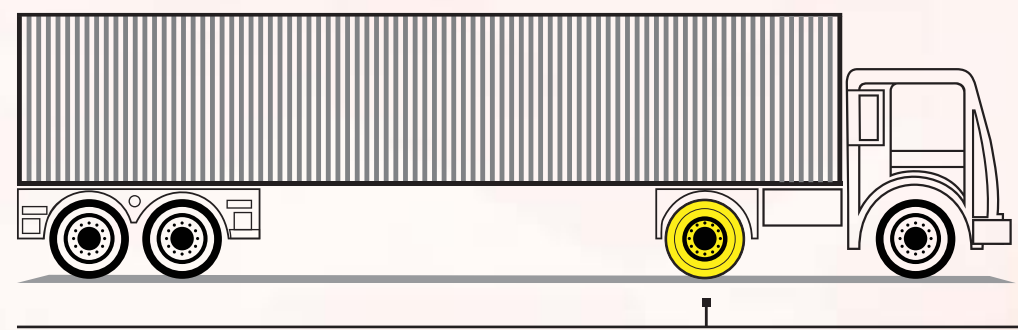


XLM & JET R MILES



JET L MILES

Drive & Dummy Axle



Download
Spec Sheet

► FEATURES & BENEFITS



Longer tyre life with
high tread depth



Even tyre wear with
special twin lug design

► SIZES AVAILABLE » 8.25-20 (16PR) » 10.00-20 (16PR)

► STEER/TRAILER AXLE


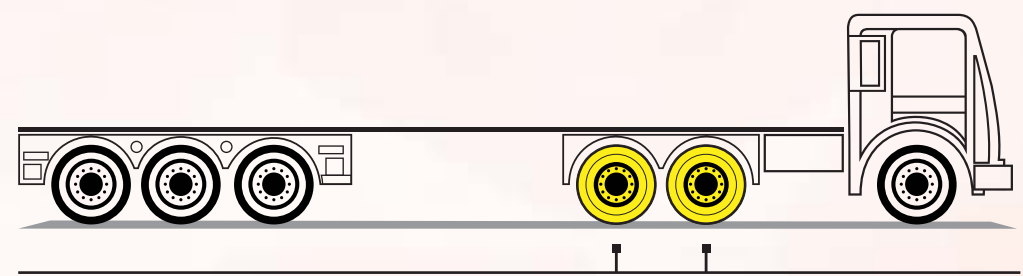


**VEHICLE CARRIER
(2W, CAR)**
JET R XTRA MILES



JET XTRA XLM

Drive & Dummy Axle



3D



AV

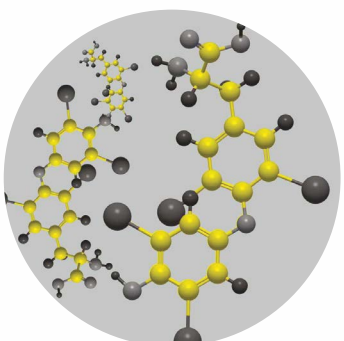
Watch
Video



SP

Download
Spec Sheet

► FEATURES & BENEFITS



Enhanced tyre life
with advanced
Tread compound



High Load carrying
capacity with Strong
casing and bead design

► SIZES AVAILABLE

- » 8.25-20 (16PR)
- » 10.00-20 (16PR)
- » 11.00-20 (16PR)
- » 9.00-20 (16PR)
- » 295/95D20

► STEER/TRAILER AXLE




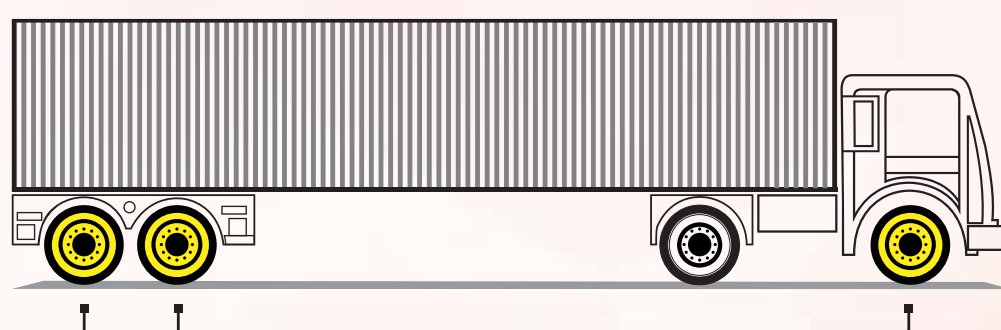
**VEHICLE CARRIER
(CV, TRACTOR)**

JET R MILES



JET R XTRA MILES

Steer/Trailer Axle



Download
Spec Sheet

► FEATURES & BENEFITS



Premium tyre mileage
with high tread depth



Excellent Retreadability
with unique tread
design for smooth wear

► SIZES AVAILABLE

» 8.25-20 (16PR)

» 9.00-20 (16PR)

» 10.00-20 (16PR)

» 11.00-20 (16PR)

► DRIVE AXLE





**VEHICLE CARRIER
(2W, CAR)**
JET L MILES



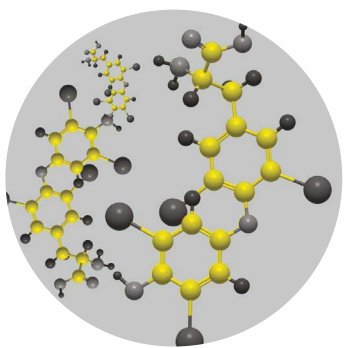
JET R MILES

Steer/Trailer Axle



Download
Spec Sheet

► FEATURES & BENEFITS



Longer tyre life with cooler running tread compound



Multiple retreads with unique casing design

► SIZES AVAILABLE

- » 8.25-20 (16PR)
- » 10.00-20 (16PR)
- » 11.00-20 (16PR)
- » 9.00-20 (16PR)
- » 295/95D20

► DRIVE AXLE



**VEHICLE CARRIER
(CV, TRACTOR)**

XLM


Tractor Trolley

AGRICULTURAL PRODUCE



JET RIB STAR TRL &
JET LUG STAR

CONSTRUCTION MATERIAL



JET XTRA LOAD

WATER



JET RIB STAR TRL

WOODEN LOAD/
MIXED LOAD




JET XTRA LOAD



JET XTRA LOAD

Trailer Axle



3D

SP

Download
Spec Sheet

► FEATURES & BENEFITS




High Load carrying capacity with heavy duty nylon casing



Smooth and even tread wear with wider tread for better load distribution

► **SIZES AVAILABLE** » 8.25-20 (16PR) » 10.00-20 (18PR)

► RECOMMENDED APPLICATION



**CONSTRUCTION
MATERIAL**
JET XTRA LOAD

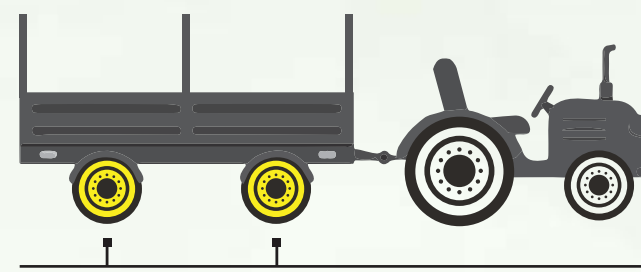


**WOODEN LOAD/
MIXED LOAD**
JET XTRA LOAD



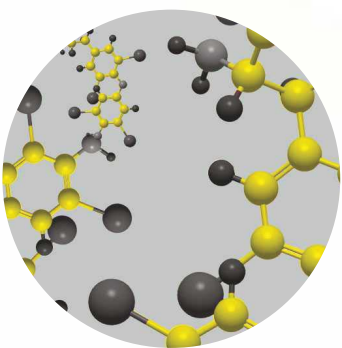
JET RIB STAR TRL

Trailer Axle



Download
Spec Sheet

► FEATURES & BENEFITS



Longer tyre life with
cooler running
tread compound



High load carrying
capacity with
Strong nylon casing

► SIZES AVAILABLE » 9.00-20 (16PR)

► RECOMMENDED APPLICATION



**AGRICULTURAL
PRODUCE**
JET RIB STAR TRL



WATER
JET RIB STAR TRL

► ALTERNATE FITMENT

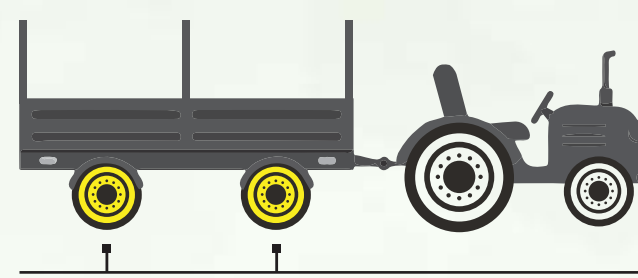


**AGRICULTURAL
PRODUCE**
JET LUG STAR



JET LUG STAR

Trailer Axle



Download
Spec Sheet

► FEATURES & BENEFITS



Longer tyre life
with wider centre rib



High load carrying
capacity with strong
nylon casing and
bead construction

► SIZES AVAILABLE » 9.00-20 (16PR) » 10.00-20 (16PR)

► RECOMMENDED APPLICATION



**AGRICULTURAL
PRODUCE**
JET LUG STAR

► ALTERNATE FITMENT



**AGRICULTURAL
PRODUCE**
JET RIB STAR TRL

M u n i c i p a l

WASTE COLLECTION



XLM & JET R MILES

WATER




XLM & JET R MILES



JET XTRA XLM

Drive & Dummy Axle



3D



AV

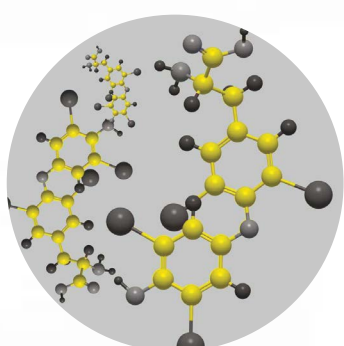
Watch
Video



SP

Download
Spec Sheet

► FEATURES & BENEFITS



Enhanced tyre life
with advanced
Tread compound



High Load carrying
capacity with Strong
casing and bead design

► SIZES AVAILABLE

- » 8.25-20 (16PR)
- » 10.00-20 (16PR)
- » 11.00-20 (16PR)
- » 9.00-20 (16PR)
- » 295/95D20

► STEER AXLE



WATER
JET R MILES




WASTE COLLECTION
JET R MILES





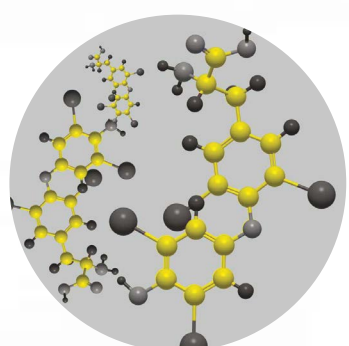
JET R MILES

Steer Axle



Download
Spec Sheet

► FEATURES & BENEFITS



Longer tyre life with cooler running tread compound



Multiple retreads with unique casing design

► SIZES AVAILABLE

- » 8.25-20 (16PR)
- » 9.00-20 (16PR)
- » 10.00-20 (16PR)
- » 295/95D20
- » 11.00-20 (16PR)

► DRIVE AXLE



WATER
XLM



WASTE COLLECTION
XLM



